







## Cabinet-mounted Residential ESS Battery



-  10-minute hardware installation
-  CTP innovative module design, high cost-performance
-  Flexible configurations from 10 to 60kWh for various backup scenarios
-  Compatible with various cell types

## Technical Parameters

Model	YT-61K4ML2-AF	YT-61K4MH2-AF
Rated Energy [kWh]	61.44	61.44
Nominal capacity	100Ah*12	100Ah*12
BatteryType	LFP (LiFePO <sub>4</sub> )	
Pack Method	12M/16S1P	12M/16S1P
Nominal Voltage [V]	51.2	614.4
Operating Voltage Range [V]	43.2~58.4	518.4~700.8
charge current [A]	standard:600 max.:1200	standard:50 max.:100
discharge current [A]	standard:600 max.:1200	standard:50 max.:100
Cycle life [DUI]	6000 cycles (Test condions:100%DOD,0.2C charge&discharge at +25 °C)	
Communication Mode	CAN/RS485/RS232	
Weight [kg]	693	657.5
Dimensions [W *D * H mm]	1100 * 675 * 1330	
Operating Temperature Range[°C]	Charge: 0 ~ +55 / Discharge: -20 ~ +55	
Max. Operating Altitude [m]	2000	
Ingress Protection Rating	IP20	
Mounting Method	Stackable	
Certification	UN38.3	

■ Product continues to iterate, specifications may be updated without prior notice.

